













# Materials with common properties

## Grade 2 Science Worksheet

For each group, cross out the item that does not belong.  
Draw one more item.

<p><u>round</u></p>  <p>_____</p>	<p><u>sweet</u></p>  <p>_____</p>
<p><u>hot</u></p>  <p>_____</p>	<p><u>large</u></p>  <p>_____</p>
<p><u>rough</u></p>  <p>_____</p>	<p><u>loud</u></p>  <p>_____</p>

# Answers

<p><u>round</u></p>  <p>_____</p>	<p><u>sweet</u></p>  <p>_____</p>
<p><u>hot</u></p>  <p>_____</p>	<p><u>large</u></p>  <p>_____</p>
<p><u>rough</u></p>  <p>_____</p>	<p><u>loud</u></p>  <p>_____</p>